

1. Viewing the PlanningDSS.com Home Page

Upon entering PlanningDSS.com, you will see a short welcome message, a place to enter your Username and Password, a menu bar at the top, and the footer full of information at the bottom.

The menu bar at the top contains links that are very useful for navigating through PlanningDSS.com. Before you log in, however, only two links will work: Help and Credits. The Help link contains information on using PlanningDSS.com, while the Credits link has information about the design and designers of the website.

The footer at the bottom of the page contains information about the owner of the website, an e-mail address where you can direct questions about the site, a disclaimer and also a privacy statement.

The image shows a screenshot of the Planning Decision Support System (PlanningDSS.com) home page. The page is annotated with several callout boxes and arrows pointing to specific elements:

- Header Links:** Points to the top navigation bar containing 'File', 'Tools', 'Prescribe', 'Help', and 'Credits'. A sub-menu is visible under 'Help' with 'Help Topics' and 'About'.
- Credits:** Points to the 'Credits' link in the header.
- Welcome Message:** Points to the introductory text: "Welcome to the **Planning Decision Support System**. This Web-based Design Decision Support System is a prototype built using open source web tools. PlanningDSS.COM is still under development so your suggestions and feedback are most welcome."
- Login Area:** Points to the login form, which includes fields for 'Username:' and 'Password:', and 'Log In' and 'Reset' buttons.
- User Informational Links:** Points to the 'Help Topics' and 'About' sub-menu items.
- Footer Links:** Points to the footer text: "Copyright © 2005 by D. J. Power (see his home page). PlanningDSS.com is maintained by Team 1-4 and Dr. Daniel Power. Please contact them at webmaster@dssresources.com with questions. See [disclaimer](#) and [privacy statement](#). This page was last modified on Monday, January 31, 2005."

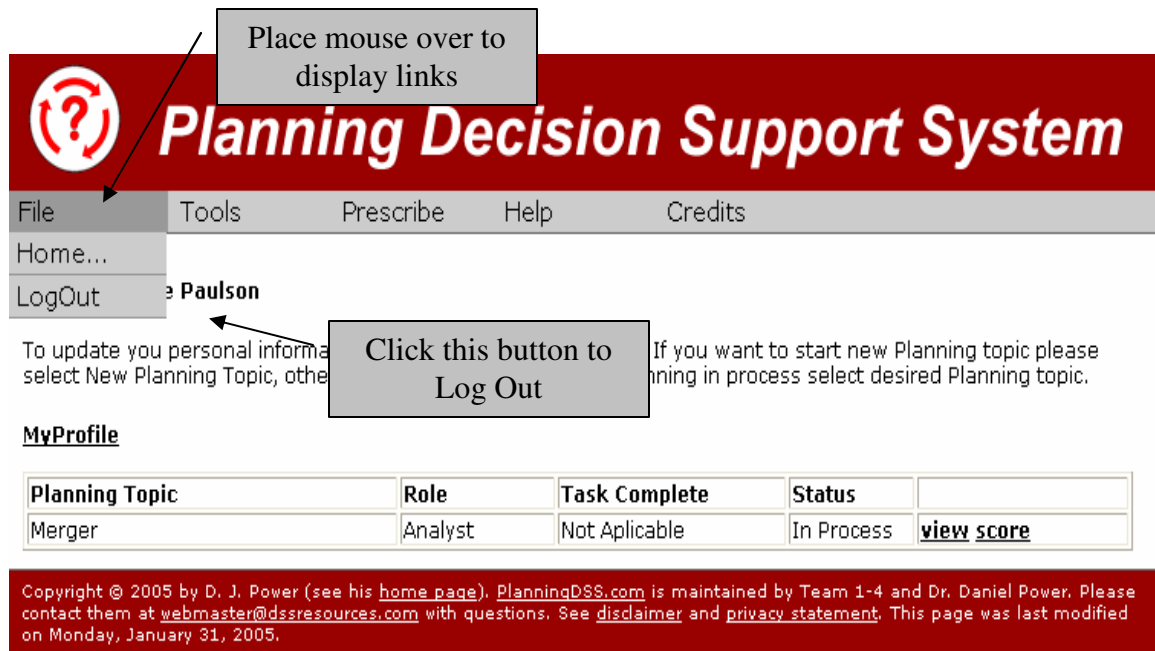
2. Logging into PlanningDSS.com

Upon entering PlanningDSS.com, you will be greeted with a short welcome message, as well as the area to input your Username and Password. Type in the Username and Password given to you by the Planner, click the “Login” button, and you will be directed towards your personal PlanningDSS.com topic page. If you encounter any difficulties, or misspell your Username or Password, click the “Reset” button to clear the information you have typed. You can then proceed to try to Login again.

The image shows a screenshot of the Planning Decision Support System login page. The page has a red header with a logo (a question mark inside a circle) and the title "Planning Decision Support System". Below the header is a navigation menu with links for "File", "Tools", "Prescribe", "Help", and "Credits". The main content area contains a welcome message and a login form. The login form includes fields for "Username:" and "Password:", a "Log In" button, and a "Reset" button. Annotations with arrows point to these elements: "Enter Username here" points to the Username field, "Enter Password here" points to the Password field, "Click to Log in" points to the Log In button, and "Click to Reset" points to the Reset button. The footer contains copyright information: "Copyright © 2005 by D. J. Power (see his [home page](#)). [PlanningDSS.com](#) is maintained by Team 1-4 and Dr. Daniel Power. Please contact them at webmaster@dssresources.com with questions. See [disclaimer](#) and [privacy statement](#). This page was last modified on Monday, January 31, 2005."

3. Logging out of PlanningDSS.com

Whenever you are done using PlanningDSS.com, and wish to log out, simply place your mouse over the “File” option in the Header menu, and click the Logout option. You will then be logged out of the website, with a link placed on the screen if you wish to log in again. It is recommended that if you are done using PlanningDSS.com, to completely exit out of the browser.



Place mouse over to display links

Planning Decision Support System

File Tools Prescribe Help Credits

Home...

LogOut **Paulson**

To update your personal information select New Planning Topic, otherwise select desired Planning topic.

Click this button to Log Out

If you want to start new Planning topic please select New Planning Topic, otherwise select desired Planning topic.

MyProfile

Planning Topic	Role	Task Complete	Status	
Merger	Analyst	Not Aplicable	In Process	view score

Copyright © 2005 by D. J. Power (see his home page). PlanningDSS.com is maintained by Team 1-4 and Dr. Daniel Power. Please contact them at webmaster@dssresources.com with questions. See [disclaimer](#) and [privacy statement](#). This page was last modified on Monday, January 31, 2005.



Planning Decision Support System

File Tools Prescribe Help Credits

You Have Been Logged Out.

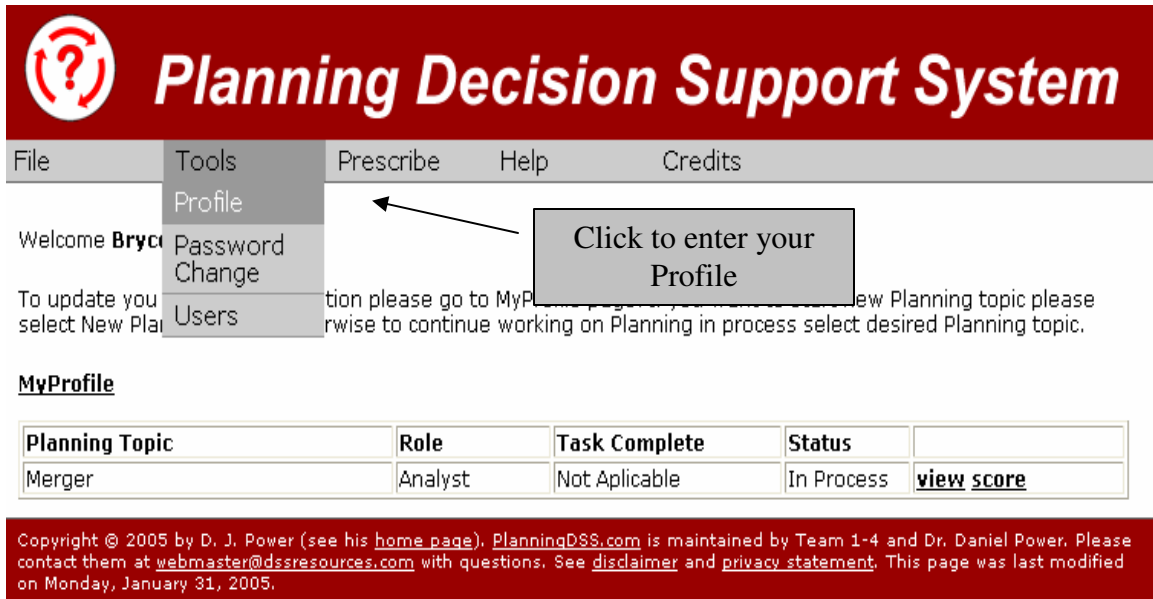
To log back in please [Click Here](#).

Click to log back in

Copyright © 2005 by D. J. Power (see his home page). PlanningDSS.com is maintained by Team 1-4 and Dr. Daniel Power. Please contact them at webmaster@dssresources.com with questions. See [disclaimer](#) and [privacy statement](#). This page was last modified on Monday, January 31, 2005.

4. User Profiles

After getting a membership to PlanningDSS.com, you have the opportunity to create your own User Profile! To complete your own profile, start by placing your mouse over the Tools link the header menu, and click on the Profile link.



The screenshot shows the Planning Decision Support System interface. At the top is a red header with a logo (a question mark in a circle) and the text "Planning Decision Support System". Below the header is a navigation menu with links: File, Tools, Prescribe, Help, and Credits. The "Tools" menu is open, showing sub-links: Profile, Password Change, and Users. A callout box with the text "Click to enter your Profile" has an arrow pointing to the "Profile" link. Below the menu, there is a "Welcome Bryce" message and a "MyProfile" section. The "MyProfile" section contains a table with columns: Planning Topic, Role, Task Complete, Status, and a link "view score". The table has one row with the value "Merger" in the Planning Topic column, "Analyst" in the Role column, "Not Aplicable" in the Task Complete column, and "In Process" in the Status column. At the bottom of the page is a copyright notice: "Copyright © 2005 by D. J. Power (see his home page). PlanningDSS.com is maintained by Team 1-4 and Dr. Daniel Power. Please contact them at webmaster@dssresources.com with questions. See disclaimer and privacy statement. This page was last modified on Monday, January 31, 2005."

The Profile link will bring you to the Profile page, which contains your personal information. This information can be edited by you, and saved at any time you wish.

To enter your First Name, Last Name, Email, and Biography, simply enter the text you wish into the text areas. To insert a picture, you may click the “edit picture” link. This will take you to a page that will guide you through creating an image to place in your profile. Once you are done making all of the changes, simply press the “Save Changes” button at the bottom and your profile will be ready to view. If there are any problems with the additions or changes you have made, a message will tell you what the problem was, and how to fix it properly.

The screenshot shows the 'My Profile' page of the Planning Decision Support System. At the top is a red header with a question mark icon and the text 'Planning Decision Support System'. Below this is a navigation bar with links for 'File', 'Tools', 'Prescribe', 'Help', and 'Credits'. The main content area is titled 'My Profile' and contains instructions: 'If you want to change any of your information edit it here and click "Save Changes" button. If you want to upload image please [Click Here](#).' Below the instructions is a profile form. On the left, there is a placeholder for a profile picture labeled 'Image Not Available' with an 'edit picture' link below it. To the right of the form are several text input fields: 'User Name:', 'First Name: Your First Name', 'Last Name: Your Last Name', 'Email: Your E-mail Address', and 'Biography: <<< Insert biographical information here >>>'. At the bottom of the form is a 'Save Changes' button. Annotations with arrows point to various elements: 'Click to upload or edit your profile image' points to the 'edit picture' link; 'Click insert or update your First Name, Last Name, Email, or Biography' points to the text input fields; and 'Click to save any changes you have made' points to the 'Save Changes' button.

Planning Decision Support System

File Tools Prescribe Help Credits

My Profile

If you want to change any of your information edit it here and click "Save Changes" button. If you want to upload image please [Click Here](#).

Image Not Available

[edit picture](#)

User Name:

First Name:

Last Name:

Email:

Biography:

Click to upload or edit your profile image

Click insert or update your First Name, Last Name, Email, or Biography

Click to save any changes you have made

Copyright © 2005 by D. J. Power (see his [home page](#)). PlanningDSS.com is maintained by Team 1-4 and contact them at webmaster@dssresources.com with questions. See [disclaimer](#) and [privacy statement](#). This page was last updated on Monday, January 31, 2005.

After clicking the “edit picture” link, you will be brought to a page with instructions to properly upload a profile image. This page contains information on what the properties of the image you upload need to be.

To choose a picture with the given specifications, or to choose a picture you have edited to meet the specifications, click the “Browse...” button to select an image to upload. Find the picture you wish to upload on your computer, and press the “Okay” button. You can then click the “Upload Image” button.

If your picture meets the guidelines, then it will be inserted as your profile image. If it does not, an error message will be displayed to you giving you the reason why it did not meet the specifications. After fixing the unmet specifications, you can then try and upload your image again. After your profile image is uploaded, be sure to click the “Save Changes” button to successfully save your profile.

The screenshot shows the interface for uploading a profile image. At the top is a red header with a question mark icon and the text "Planning Decision Support System". Below this is a navigation bar with links for "File", "Tools", "Prescribe", "Help", and "Credits". The main content area contains instructions and a list of criteria for the image. A box labeled "Image specifications" has an arrow pointing to the list of criteria. Below the instructions, there is a "Select image to upload:" section with a text input field, a "Browse..." button, and an "Upload Image" button. A box labeled "Click to browse your computer for images" has an arrow pointing to the "Browse..." button. At the bottom of the page, there is a red footer with copyright information. A box labeled "Click to upload your image" has an arrow pointing to the "Upload Image" button.

Planning Decision Support System

File Tools Prescribe Help Credits

In order to upload your profile image your image needs to satisfied the following criteria:

- Image size: 120x160 pixels
- Image name: your_user_name.jpg
- Size: less than 300KB
- Type: jpeg/jpg

Select image to upload:

Copyright © 2005 by D. J. Power (see his [home page](#)). [PlanningDSS.com](#) is maintained by Team 1-4 and Dr. Daniel Power. Please contact them at webmaster@dssresources.com with questions. See [disclaimer](#) and [privacy statement](#). This page was last modified on Monday, January 31, 2005.

5. Changing your Password

While your password will be set initially, it is possible to change your password at any time. To do this, simply go to the header menu, place your mouse over the “Tools” link, and click on “Password Change”.

Planning Decision Support System

File Tools Prescribe Help Credits

Welcome **Bryce**

To update your profile information please go to MyProfile page. If you want to start new Planning topic please select New Planning topic. Otherwise to continue working on Planning in process select desired Planning topic.

MyProfile

Planning Topic	Role	Task Complete	Status	
Merger	Analyst	Not Aplicable	In Process	view score

Copyright © 2005 by D. J. Power (see his [home page](#)). [PlanningDSS.com](#) is maintained by Team 1-4 and Dr. Daniel Power. Please contact them at webmaster@dssresources.com with questions. See [disclaimer](#) and [privacy statement](#). This page was last modified on Monday, January 31, 2005.

This will bring up the Password Change window. To change your password, enter in your old password once, and the new password you desire twice, and click “Change Password” button. Your password will now be set to your new password, and you will be provided with a link to go back to your home page.

Planning Decision Support System

File Tools Prescribe Help Credits

To change your password please fill all the fields and click Change Password.

Enter old password here

Old password:

New password:

Confirm New Password:

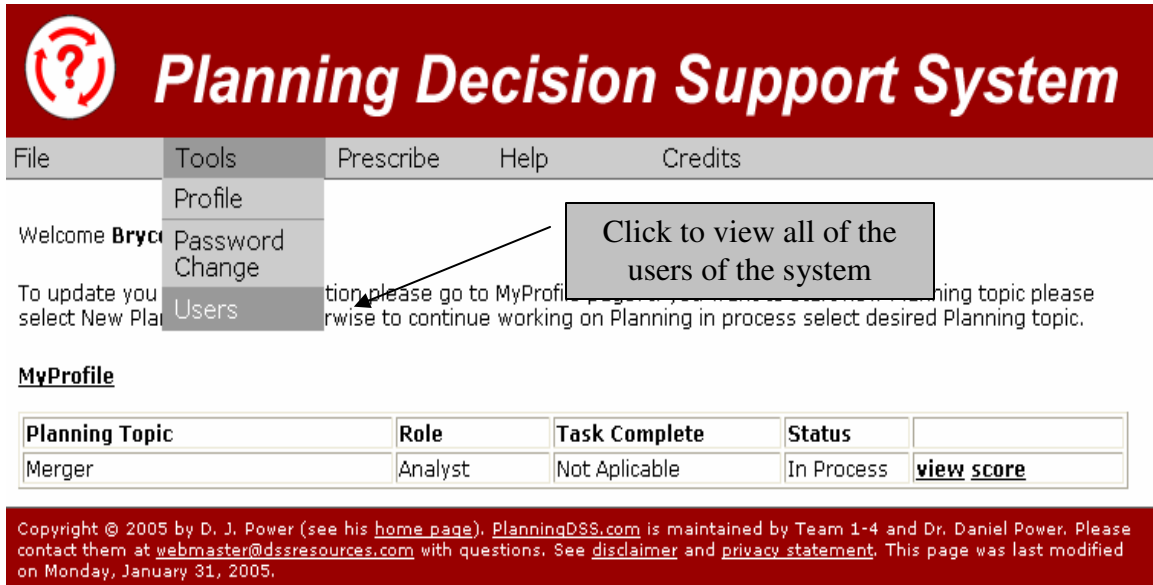
Enter new password twice

Click to submit changes to your password

Copyright © 2005 by D. J. Power (see his [home page](#)). [PlanningDSS.com](#) is maintained by Team 1-4 and Dr. Daniel Power. Please contact them at webmaster@dssresources.com with questions. See [disclaimer](#) and [privacy statement](#). This page was last modified on Monday, January 31, 2005.

6. Viewing Users

The PlanningDSS.com tools menu also allows any user to view all of the users of the system. This can be done by placing your mouse over the “Tools” link in the header menu, and then clicking on “Users”.



Planning Decision Support System

File Tools Prescribe Help Credits

Welcome **Bryce**

To update your profile information please go to MyProfile page. If you are working on a planning topic please select New Planning Topic otherwise to continue working on Planning in process select desired Planning topic.

MyProfile

Planning Topic	Role	Task Complete	Status	
Merger	Analyst	Not Aplicable	In Process	view score

Copyright © 2005 by D. J. Power (see his [home page](#)). [PlanningDSS.com](#) is maintained by Team 1-4 and Dr. Daniel Power. Please contact them at webmaster@dssresources.com with questions. See [disclaimer](#) and [privacy statement](#). This page was last modified on Monday, January 31, 2005.

After clicking on the “Users” link, a list of profiles of PlanningDSS.com users will be displayed. This can be helpful in getting to know what kind of users are involved with PlanningDSS.com, or possibly to get e-mail addresses to contact other users.



Planning Decision Support System

File

Tools

Prescribe

Help

Credits

PDSS Users



User Name: brycer5
First Name: Bryce
Last Name: Paulson
Email: brycer5@uni.edu

Biography: I am a graduate from the Management Information Systems major here at the University of Northern Iowa. PlanningDSS.com is a project that my group and I are developing for our Information Systems Development class. You can visit my personal website, <http://www.brycer5.com> , for any other information.



User Name: peitel
First Name: Branimir
Last Name: Peitel
Email: peitel@peitel.net

Biography: I'm a graduate of the Management Information Systems program from the University of Northern Iowa. This DSS was one of the projects that I worked on during my college carrere. You can visit my site www.peitel.net

Copyright © 2005 by D. J. Power (see his [home page](#)). [PlanningDSS.com](#) is maintained by Team 1-4 and Dr. Daniel Power. Please contact them at webmaster@dssresources.com with questions. See [disclaimer](#) and [privacy statement](#). This page was last modified on Monday, January 31, 2005.

7. Viewing Topics

After successfully logging into your account at PlanningDSS.com, your home page is displayed, which lists all Planning Topics you are associated with, and related information. To view information on a topic that you are associated with, click on the “view” link on the right-most column of the table.

File Tools Prescribe Help Credits

Welcome **Bryce Paulson**

To update your personal information please go to MyProfile select New Planning Topic, otherwise to continue working

Click to view the Planning Topic information

ng topic please planning topic.

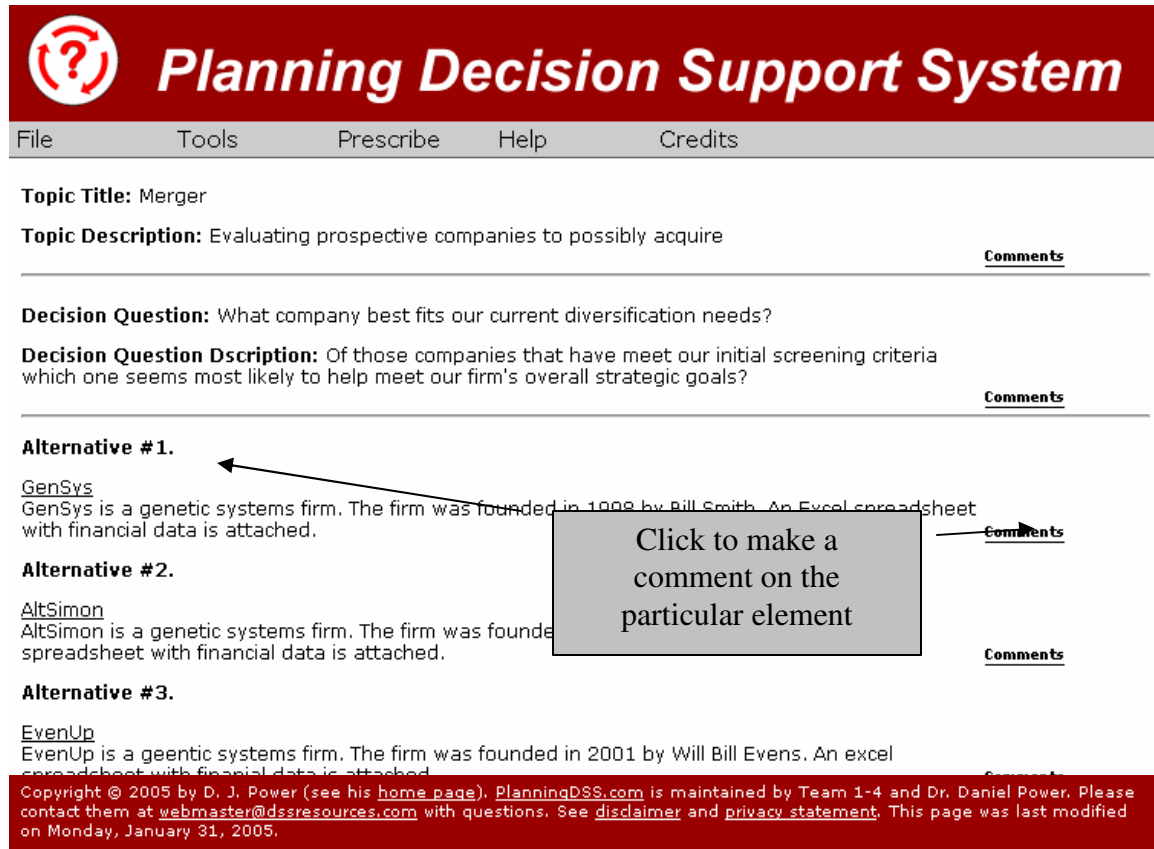
MyProfile

Planning Topic	Role	Task Complete	Status	
Merger	Analyst	Not Applicable	In Process	view score

Copyright © 2005 by D. J. Power (see his [home page](#)). PlanningDSS.com is maintained by Team 1-4 and Dr. Daniel Power. Please contact them at webmaster@dssresources.com with questions. See [disclaimer](#) and [privacy statement](#). This page was last modified on Monday, January 31, 2005.

This link will take you to the description page of the planning topic, which displays all of the information you need to know about that topic.

After clicking the “view” link for a specific Planning Topic, you will be brought to that topic’s description page. This page explains the topic, the decision question(s) that pertain to the topic, the Alternatives for the Decision Question, and the criteria that each Alternative will be rated on.



Planning Decision Support System

File Tools Prescribe Help Credits

Topic Title: Merger

Topic Description: Evaluating prospective companies to possibly acquire [Comments](#)

Decision Question: What company best fits our current diversification needs?

Decision Question Description: Of those companies that have meet our initial screening criteria which one seems most likely to help meet our firm's overall strategic goals? [Comments](#)

Alternative #1. [Comments](#)

GenSys
GenSys is a genetic systems firm. The firm was founded in 1998 by Bill Smith. An Excel spreadsheet with financial data is attached.

Alternative #2. [Comments](#)


AltSimon
AltSimon is a genetic systems firm. The firm was founded in 1998 by Bill Smith. An Excel spreadsheet with financial data is attached.

Alternative #3. [Comments](#)

EvenUp
EvenUp is a genetic systems firm. The firm was founded in 2001 by Will Bill Evens. An excel spreadsheet with financial data is attached.

Copyright © 2005 by D. J. Power (see his home page). PlanningDSS.com is maintained by Team 1-4 and Dr. Daniel Power. Please contact them at webmaster@dssresources.com with questions. See [disclaimer](#) and [privacy statement](#). This page was last modified on Monday, January 31, 2005.

To the right of each element in the description is a link titled “Comments”. This link will open a small window where you can submit a comment on a particular element you have decided to comment on.



PlanningDSS.com

Comments on : Merger
* To add a comment scroll down or [Click Here](#)

username: brycer5

Comment:

Add Comment

Type in comment, and then click the “Add Comment” button to submit